



Synthesis and Antimicrobial Activity of Schiff's and N-Mannich Bases of Isatin and Its Derivatives with 4-Amino-N-Carbamimidoyl Benzene Sulfonamide

U. K. Singh^{1*}, S. N. Pandeya², A. Singh¹, B. K. Srivastava³, M. Pandey⁴

¹Dr. K. N. Modi Institute of Pharmaceutical Education and Research, Modinagar-201201, Uttar Pradesh, India

²Saroj Institute of Technology and Management, Lucknow, Uttar Pradesh, India

³School of Pharmaceutical Sciences, Jaipur National University, Jaipur, Rajasthan, India

⁴Indian Pharmacopoeia Commission, Ghaziabad, Uttar Pradesh, India

ABSTRACT

Isatin and substituted Isatin were reacted with 4-amino-N-carbamimidoyl benzene sulfonamide to form a series of Schiff's bases. The Mannich bases of these compounds were synthesized by reacting them with formaldehyde and secondary amine (piperidine). All the compounds were characterized by means of their IR, ¹H NMR spectroscopic data and elemental analysis. The antimicrobial activity of the synthesized compounds was evaluated by tube dilution method. The synthesized compounds showed better antibacterial activity than the reference drugs.

Keywords: Isatin, Schiff's bases, Mannich bases, Antimicrobial activity.

INTRODUCTION

Isatin (2, 3-dioxindole) has been recently found to exhibit endogamous activity in mammals. [1] In recent years schiff's and Mannich bases of isatins are reported to exhibit broad spectrum chemotherapeutic properties such as antibacterial [2-15], antifungal [2-15], anti HIV [6-10, 16-17], antiviral [18-19], anticonvulsant [20-23], antitubercular [24-26] and anticancer. [27-29]

In continuation of our work on Isatin, we have synthesized new Schiff's bases of Isatin with 4-amino-N-carbamimidoyl benzenesulfonamide. The N-Mannich bases of above Schiff's bases were synthesized by condensing the acidic imino group of Isatin with formaldehyde and piperidine.

MATERIALS AND METHODS

Melting points were determined on a capillary melting point apparatus and are uncorrected. ¹H NMR were recorded on 300 MHz Bruker DRX-300 using DMSO with TMS as internal standard. IR spectra were recorded in KBr on FTIR 8400S Shimadzu IR Spectrophotometer. The elemental analysis was performed on Carlo Erba 1108 and was within ± 4 % of the theoretical values. The turbidity was recorded on

UV-Visible spectrophotometer (UV-1601, Shimadzu). The homogeneity of the compounds was monitored by thin layer chromatography (TLC) Silica-G (Merck) coated glass plates, visualized by iodine vapour.

Synthesis of Schiff's base (PS1-PS7), General Method

Equimolar quantities of 0.01 mol of Isatin/substituted Isatin and 4-amino-N-carbamimidoyl benzene sulfonamide were dissolved in 40 mL of ethanol. Glacial acetic acid (2 ml) was added and refluxed for about 8-12 hours. The content was poured on crushed ice. The crystalline product was collected by filtration, dried and recrystallised.

(Z)-N-Carbamimidoyl-3 (2-oxoindolin-3-ylideneamino) benzenesulfonamide

IR (KBr) 3468 (NH str), 1733 (C=O str), 1640 (C=N str), 1330 anti, 1127 Syn (O=S=O str) cm⁻¹. ¹H NMR (DMSO) ppm. 5.63 (3H, s, NH=C-NH₂), 6.51-7.57 (8H, m, ArH), 10.0 (1H, s, NH), 10.96 (1H, s, SO₂NH).

(Z)-4-(5-bromo-2-oxoindolin-3-ylideneamino)-N-carbamimidoyl benzene sulfonamide

IR (KBr) 3408 (NH str), 1733 (C=O str), 1640 (C=N str), 1330 anti, 1127 Syn (O=S=O str), 620 (CBr str) cm⁻¹. ¹H NMR (DMSO) ppm. 5.64 (3H, s, NH=C-NH₂), 6.51-7.73 (7H, m, ArH), 10.0 (1H, s, N-H), 11.02 (1H, s, SO₂NH).

(Z)-N-carbamimidoyl-4-(5-nitro-2-oxoindolin-3-ylidene amino) benzenesulfonamide

IR (KBr) 3460 (NH str), 1730 (C=O str), 1640 (C=N str), 1519 (N-O str), 1330 anti, 1127 Syn (O=S=O str) cm⁻¹. ¹H

*Corresponding author: Mr. Umesh Kumar Singh,

Department of Pharmaceutical Chemistry, Dr. K. N. Modi Institute of Pharmaceutical Education & Research, Cloth Mill Compound, Modinagar-201201, Uttar Pradesh, India;

Tel: + 91-9837250506; E-mail: uksbhu@rediffmail.com

NMR (DMSO) ppm. 5.68 (3H, s, NH=C-NH₂), 6.5–9.4 (7H, m, ArH), 11.50 (1H, s, NH), 11.69 (1H, s, SO₂NH).

(Z)-N-carbamimidoyl-4-(5-methyl-2-oxoindolin-ylidene amino) benzene sulfonamide

IR (KBr) 3460 (NH str), 2900 (CH str), 1730 (C=O str), 1640 (C=N str), 1330 anti, 1127 Syn (O=S=O str) cm⁻¹. ¹H NMR (DMSO) ppm. 1.6 (3H, s, CH₃), 5.68 (3H, s, NH=C-NH₂), 6.5–8.4 (7H, m, ArH), 11.50 (1H, s, NH), 11.6 (1H, s, SO₂NH).

(Z)-N-carbamimidoyl-4-(5-chloro-2-oxoindolin-3-ylidene amino) benzene sulfonamide

IR (KBr) 3468 (NH str), 1730 (C=O str), 1640 (C=N str), 1330 anti, 1127 Syn (O=S=O str), 730 (C-Cl str) cm⁻¹. ¹H NMR (DMSO) ppm. 5.6 (3H, s, NH=C-NH₂), 6.48–7.60 (7H, a, ArH), 10.9 (1H, s, NH), 11.10 (1H, s, SO₂NH).

(Z)-4-(1-acetyl-2-oxoindolin-3-ylideneamino)-N-carbamimidoyl benzene-sulfonamide

IR (KBr) 3430 (NH str), 2900 (CH str), 1728 (C=O str), 1640 (C=N str), 1346 anti, 1127 Syn (O=S=O str), cm⁻¹. ¹H NMR (DMSO) ppm. 1.89 (3H, s, NHCOCH₃), 5.67 (3H, s, NH=C-NH₂), 6.5–7.9 (8H, m, ArH), 10.14 (1H, s, SO₂NH).

(Z)-N-carbamimidoyl-4-(1-methyl-2-oxoindolin-3-ylideneamino) benzene-sulfonamide

IR (KBr) 3468 (NH str), 2930 (CH str), 1730 (C=O str), 1640 (C=N str), 1346 anti, 1127 Syn (O=S=O str), cm⁻¹. ¹H NMR (DMSO) ppm. 1.88 (3H, s, CH₃), 5.6 (3H, s, NH=C-NH₂), 6.50–7.96 (8H, m, ArH), 10.9 (1H, s, SO₂NH).

Synthesis of N-Mannich bases (PS8-PS12) General Method

A slurry consisting of 0.005 mol of Schiff's base containing the acidic imino group of Isatin, 5 ml of tetrahydrofuran and 2 ml of 37 % formula was made. To this piperidine (0.005 mol) was added drop wise with cooling and shaking. The reaction mixture was allowed to stand at room temperature for 1 hour with occasional shaking then it was warmed on a steam bath for 15 minutes. At the end of the period the contents were cooled and the product obtained was recrystallised from petroleum ether.

(Z)-N-Carbamimidoyl-4-(2-oxo-1-(piperidine-1-ylmethyl) indolin-3-ylidene-amino) benzenesulfonamide

IR (KBr) 3438 (NH str), 2920 (CH str), 1733 (C=O str), 1612 (C=N str), 1346 anti, 1127 Syn (O=S=O str), cm⁻¹. 4.50 (10H, s, piperidine), 4.8 (2H, s, N-CH₂), 5.08 (3H, s, NH=C-NH₂), 6.24–7.93 (8H, m, ArH), 9.9 (1H, s, SO₂NH).

(Z)-4-(5-bromo-2-1-(piperidine-1-ylmethyl) indolin-3-ylideneamino)-N-carbamimidoyl benzenesulfonamide

IR (KBr) 3432 (NH str), 2930 (CH str), 1730 (C=O str), 1630 (C=N str), 1320 anti, 1127 Syn (O=S=O str), 620 (CBr str) cm⁻¹. ¹H NMR (DMSO) ppm, 4.52 (10H, s, piperidine), 4.72 (2H, s, C-CH₂), 5.08 (3H, s, NH=C-NH₂), 6.24–7.93 (7H, m, ArH), 9.9 (1H, s, SO₂NH).

(Z)-N-Carbamimidoyl-4-(5-nitro-2-oxo-1(piperidin-1-ylmethyl) indolin-3-ylideneamino) benzenesulfonamide

IR (KBr) 3230 (NH str), 2900 (CH str), 1740 (C=O str), 1614 (C=N str), 1530 (NO str), 1320 anti, 1127 Syn (O=S=O str) cm⁻¹. ¹H NMR (DMSO) ppm, 4.36 (10H, s, piperidine), 4.48 (2H, s, C-CH₂), 4.67 (3H, s, NH=C-NH₂), 6.31–8.30 (7H, m, ArH), 9.67 (1H, s, SO₂NH).

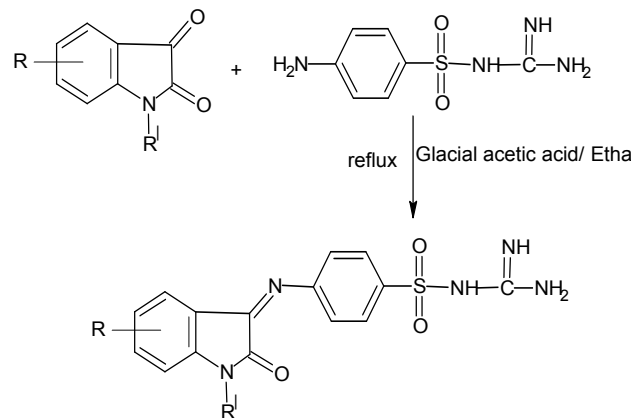
(Z)-N-Carbamimidoyl-4-(5-methyl-2-oxo-1(piperidin-1-ylmethyl) indolin-3-ylideneamino) benzenesulfonamide

IR (KBr) 3438 (NH str), 2935 (CH str), 1740 (C=O str), 1614 (C=N str), 1530 (NO str), 1330 anti, 1127 Syn (O=S=O str)

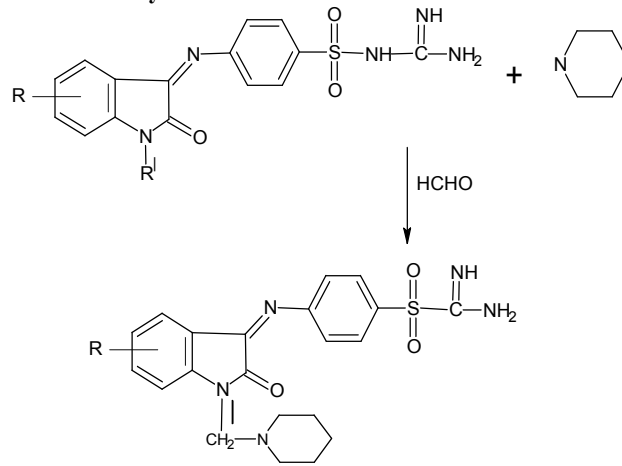
cm⁻¹. ¹H NMR (DMSO) ppm, 4.43 (10H, s, piperidine), 4.73 (2H, s, N-CH₂), 4.67 (3H, s, NH=C-NH₂), 6.31–8.30 (7H, m, ArH), 9.67 (1H, s, SO₂NH).

(Z)-N-Carbamimidoyl-4-(5-chloro-2-oxo-1-(piperidin-1-ylmethyl) indolin-3-ylideneamino) benzenesulfonamide

IR (KBr) 3440 (NH str), 2935 (CH str), 1740 (C=O str), 1640 (C=N str), 1330 anti, 1127 Syn (O=S=O str) 720 (CCl str) cm⁻¹. ¹H NMR (DMSO) ppm, 4.48 (10H, s, piperidine), 4.74 (2H, s, N-CH₂), 4.9 (3H, s, NH=C-NH₂), 6.78–7.71 (7H, m, ArH), 10.0 (1H, s, SO₂NH).



Scheme-1: Synthesis of Schiff's base

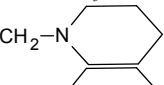
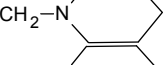
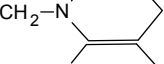
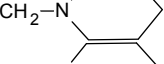
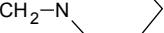


Scheme-2: Synthesis of N-Mannich base

Antimicrobial Screening

A series of glass tubes [29-30] containing different concentrations of the synthesized compounds (in DMF) with Muller-Hinton broth was inoculated with the required amount of inoculum to obtain a suspension of microorganism which contains 10⁵ colony forming units per milliliter. One growth control tube was prepared without the addition of compound and one blank tube was prepared without the addition of microorganism. The tube was inoculated at 37°C for 24 hours. The turbidity produced was recorded by using a UV-visible spectrometer. The minimum inhibitory concentration (MIC-mg L⁻¹) was considered to be the lowest concentration which exhibited the same turbidity as the blank tube. The observed MIC (mg L⁻¹) is presented in Table 2 and 3.

Table 1: Physical Constants of Synthesized compounds

Compound Code	R	R ¹	M.P. (°C)	Molecular Formula	Yield (%)	R _f
PS-1	H	H	100	C ₁₅ H ₁₃ N ₅ O ₂ S	72	0.65
PS-2	Br	H	300	C ₁₅ H ₁₂ BrN ₅ O ₃ S	56	0.60
PS-3	NO ₂	H	240	C ₁₅ H ₁₂ N ₆ O ₆ S	60	0.68
PS-4	CH ₃	H	130	C ₁₆ H ₁₅ N ₅ O ₂ S	71	0.53
PS-5	Cl	H	120	C ₁₅ H ₁₂ ClN ₅ O ₃ S	78	0.58
PS-6	H	COCH ₃	200	C ₁₇ H ₁₅ N ₅ O ₄ S	46	0.54
PS-7	H	CH ₃	150	C ₁₆ H ₁₅ N ₅ O ₃ S	70	0.62
PS-8	H		110	C ₂₁ H ₂₄ N ₆ O ₃ S	97	0.70
PS-9	Br		100	C ₂₁ H ₂₃ BrN ₆ O ₃ S	78	0.69
PS-10	NO ₂		130	C ₂₁ H ₂₃ N ₇ O ₅ S	89	0.79
PS-11	CH ₃		115	C ₂₂ H ₂₆ N ₆ O ₃ S	90	0.73
PS-12	Cl		135	C ₂₁ H ₂₃ ClN ₆ O ₃ S	90	0.67

Solvent system: Benzene: Methanol (8:2 v/v).

Elemental analysis (CHN) was undertaken for all compounds and was within ± 4% of calculated values.

Table 2: Antimicrobial activity MIC (mg L⁻¹)

Compound Microorganism	PS1	PS2	PS3	PS4	PS5	PS7	PS8	PS9	PS10	PS11	PS12	Sulfaguanidine
<i>S. aureus</i>	300	225	275	250	50	275	350	375	375	325	375	1200
<i>B. pumilis</i>	275	225	225	250	200	225	275	300	300	275	325	1400
<i>B. subtilis</i>	225	200	225	225	125	225	275	300	275	275	275	1200
<i>E. coli</i>	200	200	225	225	100	225	275	275	300	250	250	1500
<i>S. abony</i>	200	200	225	225	250	225	325	325	350	325	350	>1500
<i>K. pneumoniae</i>	250	250	250	250	225	250	300	325	250	275	275	1700

Table 3: Antifungal activity MIC (mg L⁻¹)

Compound Microorganism	PS1	PS2	PS3	PS4	PS5	PS7	PS8	PS9	PS10	PS11	PS12	Clotrimazole
<i>S. cerevisiae</i>	NA	NA	250	NA	280	NA	NA	NA	NA	NA	NA	10
<i>C. albicans</i>	NA	NA	600	NA	NA	NA	NA	NA	NA	NA	NA	0.3

NA – not active

RESULTS AND DISCUSSION

The synthesized compounds were screened for antibacterial activity against three gram positive and three gram negative bacterial strains. 4-amino-N-carbamimidoyl benzene sulfonamide was used as reference compound. It has been observed that all compounds exhibited very significant and better antibacterial activity in comparison to the standard drug against both gram positive and gram negative bacterial strains. The most active compound with lowest MIC against all gram positive and gram negative bacterial strains was found to be compound PS5. Substitution by Cl atom at 5-position produced most active antibacterial compound of the series.

None of the compounds exhibited significant antifungal activity comparable to standard antifungal drug Clotrimazole against *S. cerevisiae* and *C. albicans*.

ACKNOWLEDGEMENT

The authors thank the Director Indian Pharmacopoeia Commission, Ghaziabad for providing microbial strains and necessary facility for antimicrobial screening. The authors are also thankful to CDRI, Lucknow for elemental analysis. The authors express deep gratitude to Dr. K. N. M. I. P. E. R. for providing necessary research facilities.

REFERENCES

- Somogyi L. Transformation of isatin 3-acylhydrazones under acetylation conditions: Synthesis and structure elucidation of 1, 5-disubstituted-acetylspiro [oxindole-3, 2-[1, 3, 4] oxadiazolines]. Bull. Chem. Soc. Jpn. 2001; 74: 873-881.
- Pandeya SN, Sriram D. Synthesis and screening for antibacterial activity of Schiff's and Mannich bases of Isatin and its derivatives. Acta Pharm. Turc. 1998; 40: 33-38.
- Sarangapani M, Reddy VM. Synthesis and antimicrobial activity of 1-[(N, N- disubstituted amino) methyl]-3-[[2-phenyl-3, 4-dihydro-4-oxoquinazoline-3-yl] indole-2-one. Indian J. Heterocycl. Chem. 1994; 3: 257-260.
- Varma RS, Nobels WL. Antiviral, antibacterial and antifungal activities of isatin N-Mannich bases. J. Pharm. Sci., 1975; 64: 881-882.
- Pandeya SN, Sriram D, Nath G, DeClercq E. Synthesis and antimicrobial activity of Schiff and Mannich bases of isatin and its derivatives with pyrimidine. Farmaco. 1999; 54: 624-628.
- Pandeya SN, Sriram D, Nath G, De Clercq E. Synthesis antibacterial, antifungal and anti HIV activity of Schiff's and Mannich bases of isatin with N-[6-Chlorobenz thiazole-2-yl]thiosemicarbazide. Indian J. Pharm. Sci. 1999; 61: 358-361.
- Pandeya SN, Sriram D, Nath G, De Clercq E. Synthesis antibacterial, antifungal and anti HIV evaluation of Schiff and Mannich bases of isatin derivatives with 3-amino-methylmercapto quinazolin-4(3H) one. Pharm. Acta Helv. 1999; 74: 11-17.
- Pandeya SN, Sriram D, Nath G, De Clercq E. Synthesis, antibacterial, antifungal and anti HIV activities of Schiff and Mannich bases derived from isatin derivatives and N-[4-(4-chlorophenyl) thiazol-2-yl] thiosemicarbazide. Eur. J. Pharm. Sci. 1999; 9: 25-31.
- Pandeya SN, Yogeewari P, Sriram D, De Clercq E, Pannecouque C, Witvrouw M. Synthesis and Screening for Anti-HIV Activity of some N-Mannich Bases of Isatin Derivatives. Chemotherapy. 1999; 45: 192-96.
- Pandeya SN, Sriram D, Nath G, De Clercq E. Synthesis, antibacterial, antifungal and anti HIV activities of Norfloxacin Mannich bases. Eur. J. Med. Chem. 2000; 35: 249-255.
- Pandeya SN, Sriram D, Nath G, De Clercq E. Synthesis, antibacterial, antifungal and anti-HIV evaluation of Schiff and Mannich bases of isatin and its derivatives with triazole. Arzneimittel Forsch. Drug. Res. 2000; 50: 55-59.

12. Pandeya SN, Yogeewari P, Sriram D, Nath G. Synthesis and antimicrobial activity of N-Mannich bases of 3-[N-sulphadiazinyl]isatin and its methyl derivatives. *Bull. Chim. Farm.* 1998; 137: 321-324.
13. Ravichandran V, Mohan S, Kumar SK. Synthesis and antimicrobial activity of Mannich bases of Isatin and its derivative with 2-[(2, 6-dichlorophenyl)amino]phenylacetic acid. *ARKIVOC.* 2007; (xiv): 51-57.
14. Patel A, Bari S, Telele G, Patel J, Sarangapani M. Synthesis and antimicrobial activity of some new Isatin derivatives. *Iran. J. Pharm. Sci.* 2006; 4: 249-254.
15. Jarrahpour A, Khalili D, Clercq De E, Salmi C, Brunel M J. Synthesis, antibacterial, antifungal and antiviral activity evaluation of some new bis-Schiff bases of Isatin and their derivatives. *Molecules.* 2007; 12: 1720-1730.
16. Bal TR, Anand B, Yogeewari P, Sriram D. Synthesis and evaluation of anti-HIV activity of Isatin β -thiosemicarbazone derivatives. *Bioorg. Med. Chem. Let.* 2005; 15: 4451-4455.
17. Sriram D, Bal TR, Yogeewari P. Aminopyrimidinoisatin analogues: Design of novel non-nucleoside HIV-1 reverse transcriptase inhibitors with broad spectrum chemotherapeutic properties. *J. Pharm. Pharmaceut. Sci.* 2005; 8(3): 565-577.
18. Singh SP, Shukla SK, Awasthi LP. Synthesis of some 3-(4-nitrobenzoyl-hydrzone)-2-indolinones as potential antiviral agents. *Curr. Sci.* 1983; 52: 766-769.
19. Selvam P, Murgesh N, Chandramohan M, Clercq De E, Keyaerts E, Vijgen L, Maes P, Neyts J, Ranst M V. In vitro antiviral activity of some novel Isatin derivative against HCV and SARS-CoV viruses. *Ind. J. Pharm. Sci.* 2008; 70(1): 91-94.
20. Pandeya SN, Smith S, Stable JP. Anticonvulsant and Sedative-hypnotic activities of N-substituted isatin-3-semicarbazones. *Arch. Pharm.* 2002; 4: 129-134.
21. Verma M, Pandeya SN, Singh KN, Stables JP. Anticonvulsant activity of schiff bases of Isatin derivatives. *Acta Pharm.* 2004; 54: 49-56.
22. Smitha S, Pandeya SN, Stables JP, Ganpathy S. Anticonvulsant and sedative-hypnotic activities of N-acetyl/methyl Isatin derivatives. *Sci. Pharm.* 2008; 76: 621-636.
23. Sridhar SK, Pandeya SN, Stables JP, Ramesh A. Anticonvulsant activity of hydrazones, Schiff and Mannich bases of Isatin derivatives. *Euro. J. Pharm. Sci.* 2002; 16: 129-132.
24. Fadl AT, Bin-Jubair FAS. Anti-tubercular activity of Isatin derivatives. *Int. J. Res. Pharm. Sci.* 2010; 1(2): 113-126.
25. Hussein MA, Fadl TA, Hussein A. Synthesis and antitubercular activity of mannich bases derived from Isatin, isonicotinic acid hydrazone. *Pharm Sci; Assiut University* 2005; 28: 131-136.
26. Karali N, GURSOY A, KANDEMIRLI F, SHVETS N, KAYNAK F B, OZBEY SUHELILA, KOALISHYN V, DIMOGLO A. Synthesis and structure-antituberculosis activity relationship of 1H-indole-2,3-dione derivatives. *Bioorg. Med. Chem.* 2007; 15: 5888-5904.
27. Vine KL, Locke JM, Ranson M, Pyne SG, Bremner J B. In vitro cytotoxicity evaluation of some substituted Isatin derivatives. *Bioorg. Med. Chem.* 2007; 15: 931-938.
28. Yogeewari P, Sriram D, Kavya R, Tiwari S. Synthesis and in vitro cytotoxicity evaluation of Gatifloxacin Mannich bases. *Biomed. and pharmacother.* 2005; 59: 501-510.
29. Hussain MM, Islam N Khar R, Islam Md R. Cytotoxicity study of dimethyl Isatin and its heterocyclic derivatives. *Bangladesh J. Pharmacol.* 2007; 2: 66-70.
30. Hawkey PM, Lewis, DA. *Medical Bacteriology: A Practical Approach.* Oxford University Press, Oxford. 1994, pp. 181-194.